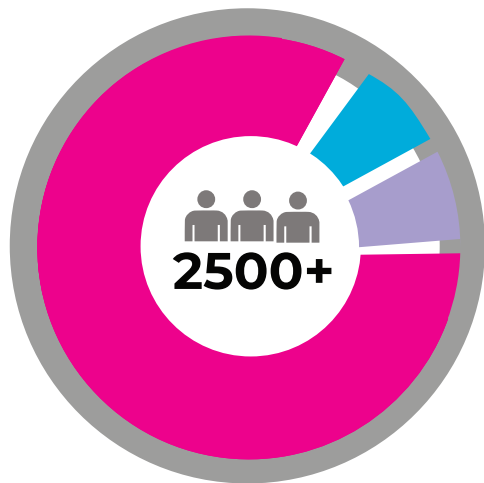


● Overall ● Brides/Grooms
● Mothers ● Friends and Family



2,500+ TOTAL ATTENDEES
663 BRIDES/COUPLES
78% BRIDES
14% MOTHERS
6% FRIENDS/FAMILY

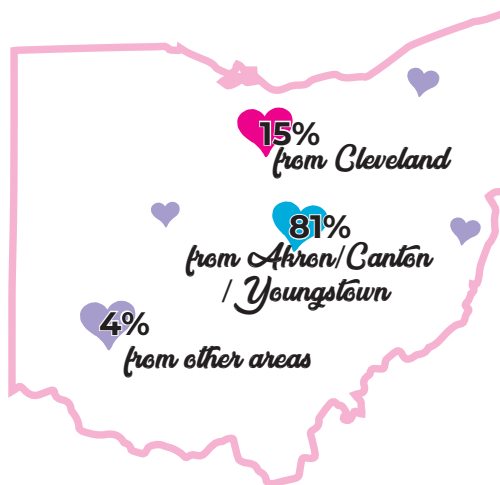
60%
HAVING A 2020 WEDDING

31%
HAVING A 2021 WEDDING

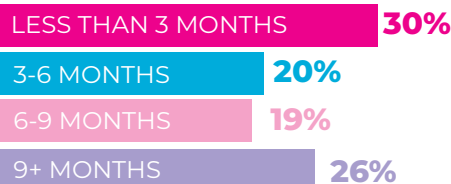
9%
LATER OR UNDECIDED



39% 25-30 YEARS OLD
20% 18-24 YEARS OLD
18% 30-35 YEARS OLD



BEEN ENGAGED



Bride Quotes

What was your favorite part of the show?

“ Lots of vendors all in one place! But helped us narrow options quicker than the internet. – Constance B. ”

“ Everything that you need in a wedding was in one place. – Kaitlyn T. ”

“ Being able to interact with local companies and not having to google to find. – Erin S. ”

“ Getting to talk with venue owners and seeing dress designs, table layouts and getting other decoration ideas. – Catie N. ”

145
VENDORS

44%
SCHEDULED APPOINTMENTS AT THE SHOW

28%
SCHEDULED APPOINTMENTS SINCE THE SHOW

20%
MADE SALES/ SIGNED CONTRACTS AT THE SHOW

I appreciate the pre-show promotion and level of advertising that you provide.

– Phil Canfora
Lake Anna Hall

It was great to meet so many qualified leads and network with fellow vendors throughout the day!

– Ashley Smas
Black Dog Photography

Number of attendees. Also, TB staff is very professional and organized. A well run show!

– Tricia Tipping
Dream Vacations